
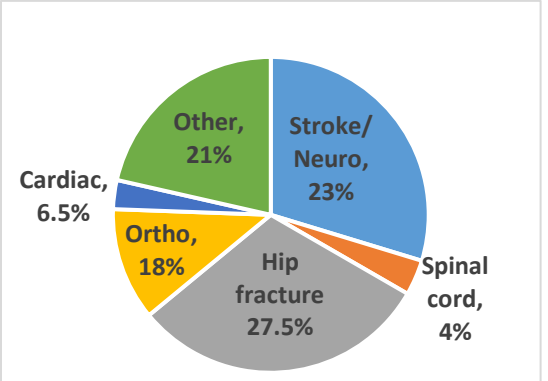







<p>Number of Patients Served in 2022:</p> <p>403</p>	<p>Gender:</p> <p>Female: 54% Male 46%</p> 	<p>Diagnosis:</p>  <table border="1"> <caption>Diagnosis Distribution</caption> <thead> <tr> <th>Diagnosis</th> <th>Percentage</th> </tr> </thead> <tbody> <tr> <td>Stroke/Neuro</td> <td>23%</td> </tr> <tr> <td>Hip fracture</td> <td>27.5%</td> </tr> <tr> <td>Ortho</td> <td>18%</td> </tr> <tr> <td>Other</td> <td>21%</td> </tr> <tr> <td>Cardiac</td> <td>6.5%</td> </tr> <tr> <td>Spinal cord</td> <td>4%</td> </tr> </tbody> </table>	Diagnosis	Percentage	Stroke/Neuro	23%	Hip fracture	27.5%	Ortho	18%	Other	21%	Cardiac	6.5%	Spinal cord	4%
Diagnosis	Percentage															
Stroke/Neuro	23%															
Hip fracture	27.5%															
Ortho	18%															
Other	21%															
Cardiac	6.5%															
Spinal cord	4%															
<p>Satisfaction with Rehab Program:</p> <p>Patients "Likely to Recommend"</p> <p>97%</p> 	<p>Average Age:</p> <p>77 Years</p>	<p>Average Daily Hours of Therapy:</p>  <p><i>At least 3 hours of therapy per day five days each week</i></p>														
<p>Discharged Home:</p> <p>81%</p> 	<p>Average Duration of Stay:</p> <p>12.5 days</p> 	<p>Unplanned Transfer Back to Hospital During Rehab Stay:</p> <p>5%</p> 														

*Data from 2022